

Kalea



KALEA Chaise empilable en polypropylène. Version mono-couleur ou bi-couleur.

Coloris polypropylène



Coque polypropylène

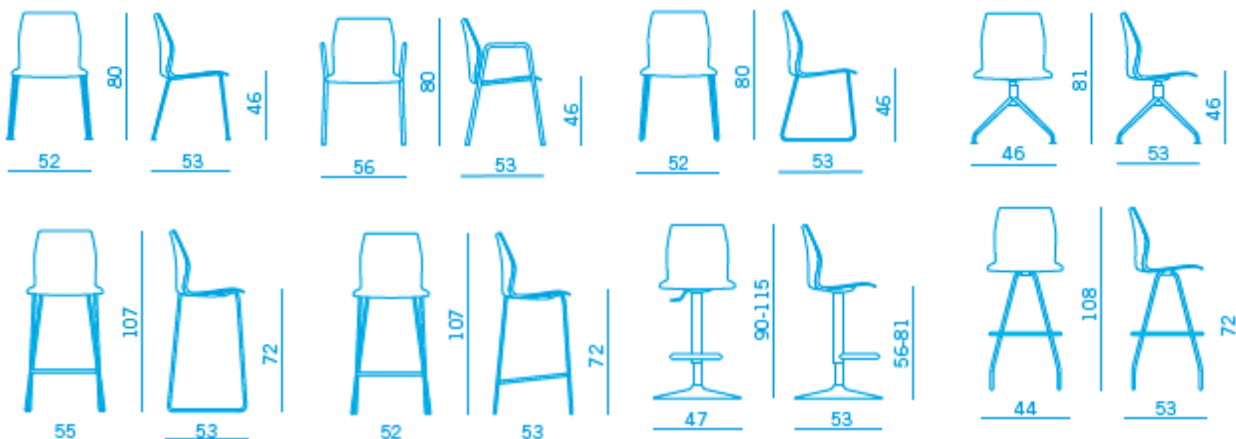
Coque polypropylène avec assise garnie

Coque polypropylène avec assise et dossier garnis



Piètements : Bâti 4 pieds fixes ou luge en version basse ou haute.

Finition : verni aluminium, verni noir, verni blanc, acier chromé, bois (pour bâti 4 pieds)



Kicca



KICCA Chaise empilable en polypropylène.

Coloris polypropylène



Coque polypropylène

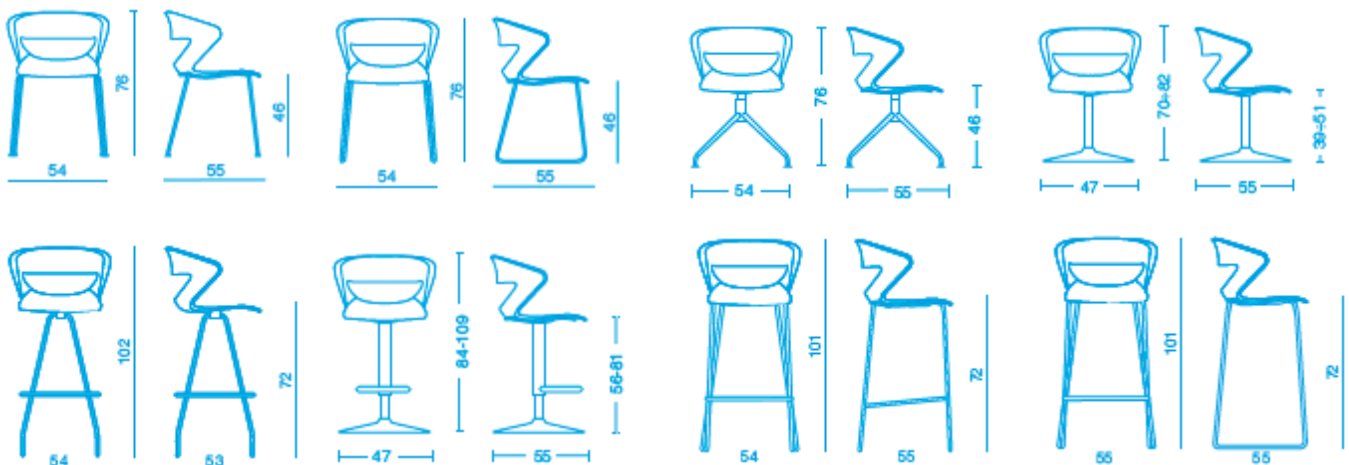
Coque polypropylène avec assise garnie

Coque polypropylène avec assise et dossier garnis



Piètements : Bâti 4 pieds fixes ou luge en version basse ou haute.

Finition : verni aluminium, verni noir, verni blanc, acier chromé, bois (pour bâti 4 pieds)



Kicca One



KICCA ONE Chaise empilable en polypropylène renforcé de fibres de verre

Coloris polypropylène



Sur demande, coussin amovible et déhoussable



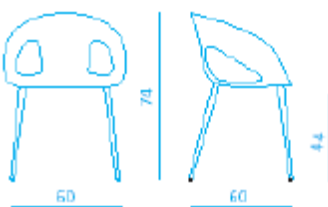
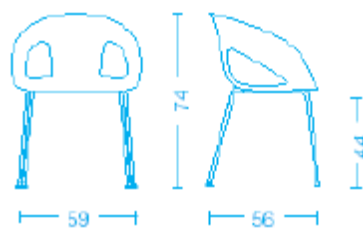
Krizia



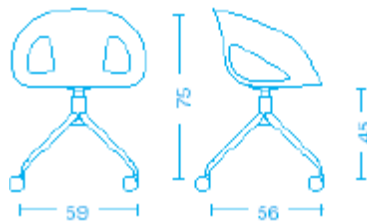
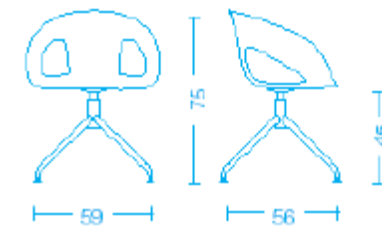
Assise-dossier monocoque en polycarbonate disponibles dans les couleurs brillantes blanc, rouge, noir, transparent, moka.



Piètement fixe:



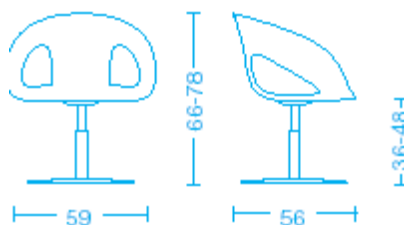
Pivotantes:



Finition verni aluminium, verni blanc, chromé.

Sur patins ou roulettes.

Finition verni aluminium, verni blanc, chromé,
hêtre verni naturel, hêtre verni blanc.



Krimm

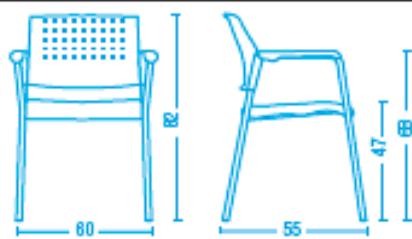
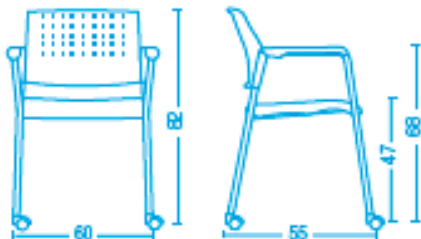
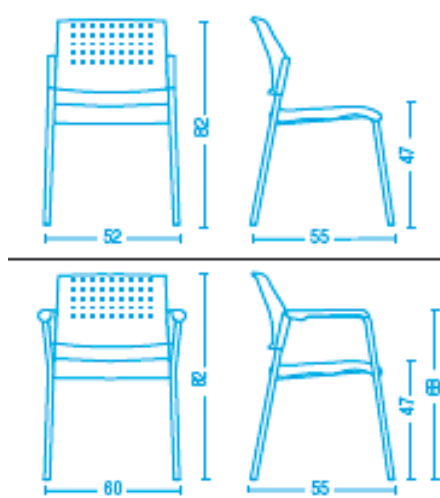
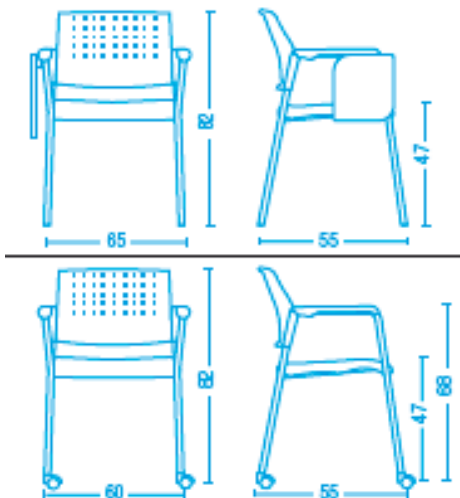


Deux versions :

Dossier en polypropylène noir et assise rembourrée et revêtue, tissu ou simili.

Assise et dossier rembourrés et revêtus, tissu ou simili.

Bâti 4 pieds fixes acier chromé ou époxy noir.



Kimbox



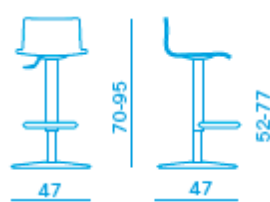
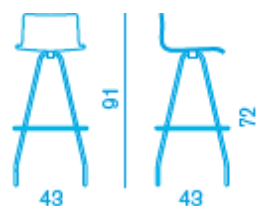
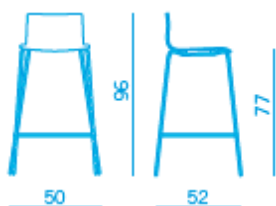
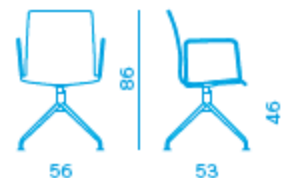
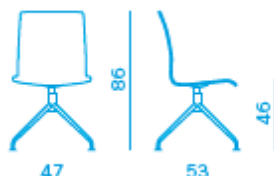
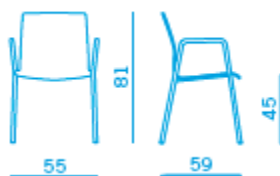
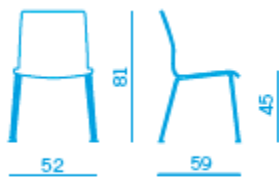
Finition chêne naturel ou verni blanc.

Version nue, assise avec habillage, assise et dossier avec habillage.

Structure à quatre pieds fixes, en acier chromé

Piètement pivotant à quatre branches, en acier chromé

Version tabouret avec 4 pieds fixes ou disque au sol, en acier chromé



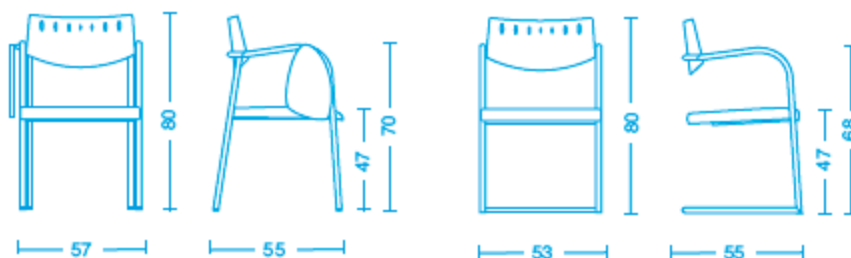
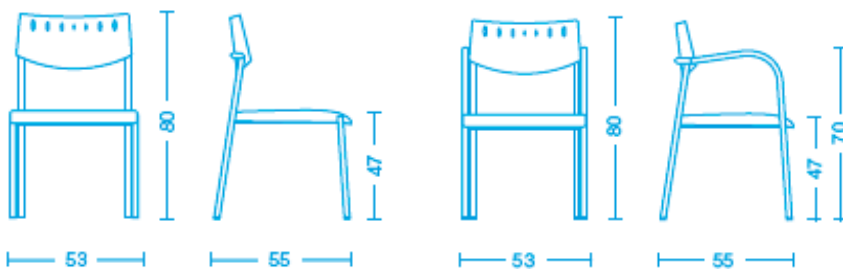
Klic



Dossier : en nylon noir, nylon gris ou rembourré.

Assise : rembourrée et revêtue tissu ou simili

- Versions : - avec châssis fixe à 4 pieds - sans accoudoirs. Acier chromé ou verni aluminium
 - avec châssis fixe à 4 pieds - avec accoudoirs. Acier chromé ou verni aluminium
 - avec châssis fixe à 4 pieds avec accoudoirs et tablette écriteire. Acier chromé ou verni aluminium
 - avec piètement luge avec accoudoirs. Acier chromé ou verni aluminium



Stereo



Coque en polypropylène brillant à l'arrière et mat à l'avant.



Piètement 5 branches



Aluminium poli

Piètement 4 branches



Aluminium poli

Bâti à 4 pieds



Acier noir

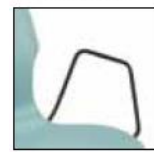


Acier blanc

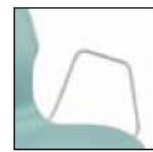


Acier chromé

Accoudoirs



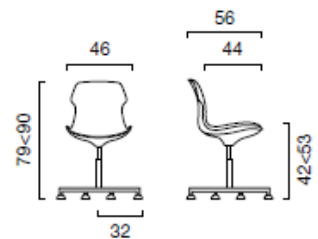
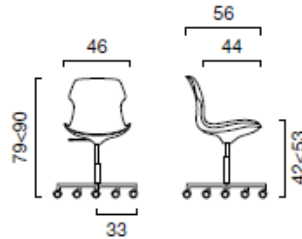
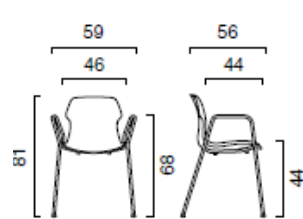
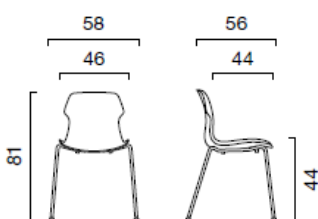
Acier noir



Acier blanc



Acier chromé



Sira



Structure



Acier noir



Acier gris



Acier chromé

Polypropylène



Gris



Noir



Bleu



Vert

Assise et dossier



Polypropylène



Polypropylène avec coussins



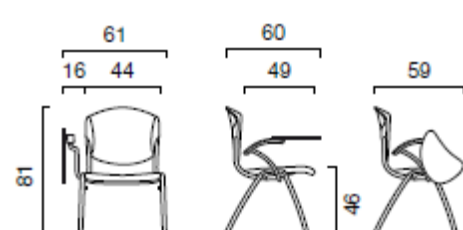
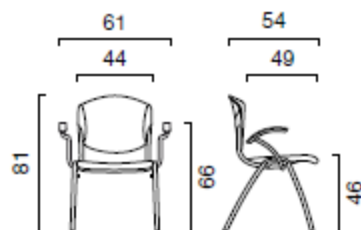
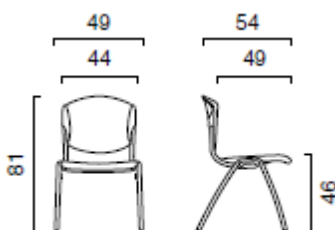
Hêtre



Hêtre avec coussins



Revêtus



Slim



Bâti à 4 pieds



Acier gris



Acier chromé

Piètement 5 branches



Aluminium poli

Coque arrondie



Hêtre



Wengè

Coque carrée



Hêtre



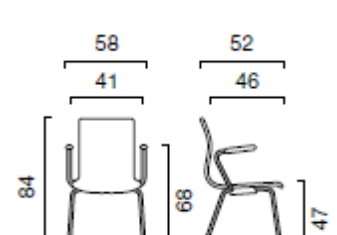
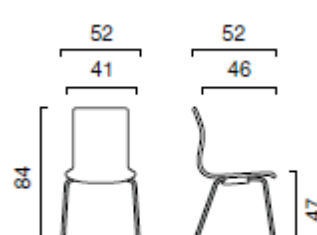
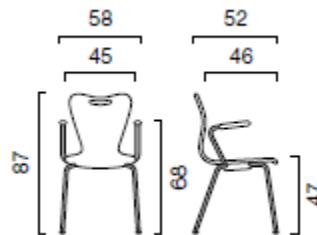
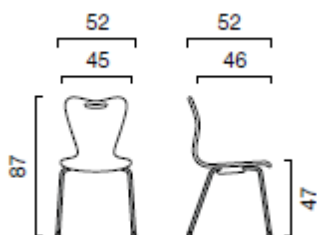
Wengè



Coussin assise



Coussin assise/dossier



Free



Bâti luge



Acier noir

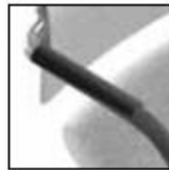


Acier blanc




Acier chromé

Appuie-bras



Polypropylène noir



Polypropylène blanc



Rembourré et revêtu

Dossier



ABS blanc



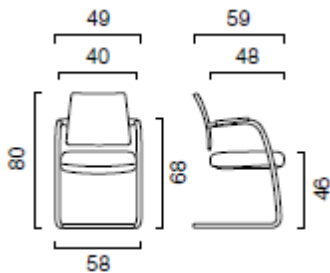

Polycarbonate transparent



Revêtu



Résille



Wait

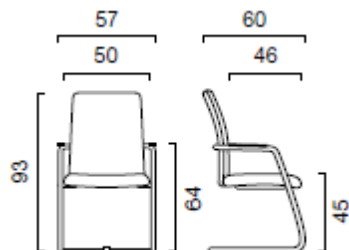
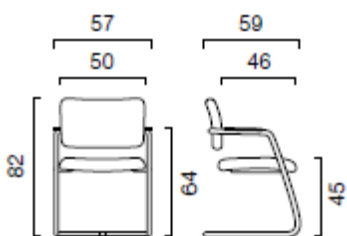


Bâti luge



Acier noir

Acier chromé



Frame



Bâti



Noir



Blanc



Chromé

Dossier



Frame
mesh



Frame
light

Bâti à 4 pieds



Acier noir



Acier blanc



Acier chromé

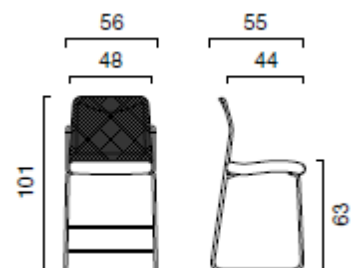
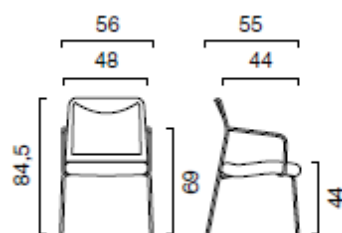
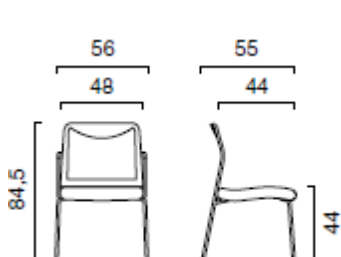
Tabouret



Acier noir



Acier chromé



Ace



Bâti à 4 pieds

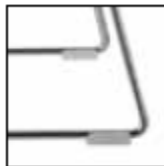


Acier noir



Acier chromé

Bâti luge

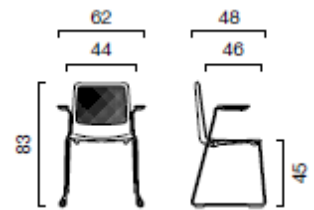
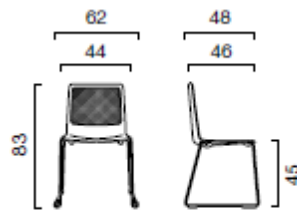
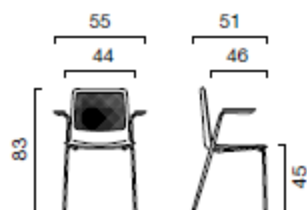
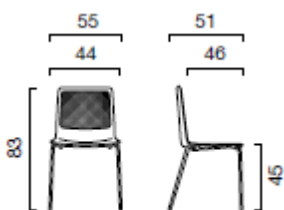


Acier chromé

Coussin pour l'assise



Monocoque polypropylène



Wait Start



Bâti à 4 pieds



Acier noir



Acier chromé

Bâti luge



Acier noir



Acier chromé

Accoudoirs



Acier noir




Acier chromé


Dossier résille



W304
Noir



W303
Gris



B033
Noir



B010
Gris



Dossier résille Stricktex



W304
Noir



W303
Gris

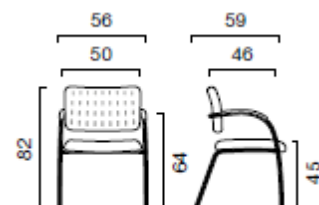
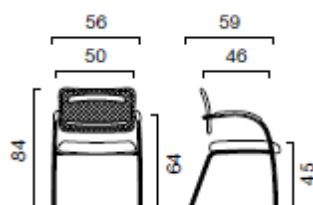
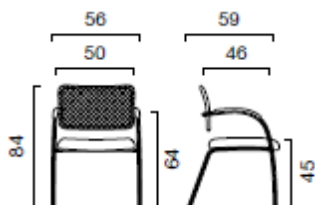
Dossier tissu couplé et thermoformé



B033
Noir



B010
Gris



Mix



Bâti à 4 pieds



Acier noir
[Mix black]



Acier gris
[Mix grey]

Accoudoirs



Plastique noir
[Mix black]



Plastique gris
[Mix grey]

Assise/dossier



Polypropylène
noir
[Mix black]



Polypropylène
gris
[Mix grey]



Revêtus
[Mix black]



Revêtus
[Mix grey]

